

(B)

EDN-HE(21)B(15)15/2021-V
Directorate of Higher Education,
Himachal Pradesh, Shimla-1
Dated Shimla-1 the January, 2023

To


All the Deputy Director of Higher Education,
Himachal Pradesh.

Subject:- **Regarding, "Dos and Don'ts for agencies seeking offline verification of Aadhaar".**

Attention is invited to this directorate letter of even No. dated 21-12-2022 and also find enclosed herewith copy of letter No.DIT-F(4)1/2008-Aadhaar Enrolment (18847) -208 dated 24-11-2022 alongwith its enclosures received from the Director, Department of Information Technology, HP, on the subject cited above.

In this context, as you are aware a circular has been shared by the UIDAI regarding Usage of Aadhaar-Do's & Don'ts for Offline Verification Seeking Entities (OVSEs). You are therefore, again directed to adhere to guidelines of UIDAI, and take further necessary action accordingly, under intimation to the quarter concerned as well as to this Directorate at the earliest.


Encl: As above.


Addl. Director of Higher Education(A),
Himachal Pradesh, Shimla-I

Endst. Even Dated Shimla-1 the January, 2023

Copy for information and necessary action is forwarded to:-

1. The Principal Secretary (Education) to the Government of Himachal Pradesh, Shimla-2 for information please.
2. The Director, Department of Information Technology, Shimla, Himachal Pradesh w.r.t. his letter referred to the above.
3. ✓ The Technical Officer, IT Cell of this Directorate with the direction to upload this letter on the Departmental website.
4. Guard File.


Addl. Director of Higher Education(A),
Himachal Pradesh, Shimla-I

07 JAN 2023

167792/2022

Lev
2-1-22

DIT-F(4)1/2008-Aadhaar Enrolment (18847) - 208
Department of Information Technology
Government of Himachal Pradesh

From

The Director,
Department of Information Technology,
Himachal Pradesh

To

All Deputy Commissioner to the
Government of Himachal Pradesh

All the Head of Departments to the,
Government of Himachal Pradesh.

Dated: Shimla-171013

the

24th November, 2022


Subject: Regarding Dos and Don'ts for agencies seeking Offline Verification of Aadhaar.

Sir/Madam,

I am directed to enclose herewith a copy of D.O. No- K-11022/774/2019-UIDAI (Auth-II)/3634 dated 26.09.2022 received from the Chief Executive Officer, UIDAI, Government of India, New Delhi along with the circular dated 31.10.2022 issued by UIDAI (Aadhaar Usage Division) on the subject cited above in favor for your kind information and necessary action, please.

Gen

Yours faithfully,


Joint Director (IT),
Department of Information Technology,
Government of Himachal Pradesh

Code on ...

59796/2022/IT

सौरभ गर्ग

मुख्य कार्यकारी अधिकारी

Saurabh Garg

Chief Executive Officer



सत्यमेव जयते

भारत सरकार

Government of India

भारतीय विशिष्ट पहचान प्राधिकरण

Unique Identification Authority of India (UIDAI),

आधार मुख्यालय, नौवीं मंजिल, बंगला साहिब रोड,
काली मंदिर के पीछे, गोल मार्केट, नई दिल्ली-110 001
Aadhaar Headquarters, 9th Floor, Bangla Sahib Road,
Behind Kali Mandir, Gole Market, New Delhi-110001

D O 15028/1/2022-AU-HQ

10.11.2022
17

Dear Chief Secretary,

Subject: Dos and Don'ts for agencies seeking offline verification of Aadhaar

Today, Aadhaar has become one the most reliable pieces of identity proof for a resident. The acceptability of Aadhaar has also become ubiquitous, both in the domains of government and private sector user schemes & services

2. Since the first Aadhaar came into being in Sep, 2010, more than 135 crore Aadhaars have been issued till date. When it comes to putting Aadhaar to use, there are about 177 authentication user agencies registered with UIDAI, including both public and private entities, that carry out more than 6 crores online Aadhaar authentications daily for rendering various user services that require authentication of an individual's identity in real-time and in a non-repudiable way.

3. Apart from online authentication of Aadhaar done by entities registered with UIDAI (called as Requesting Entities-RE), there are also offline means available to verify Aadhaar. Offline verification is the use of Aadhaar for identity verification and carrying out KYC process locally, without sending data to and receiving response from UIDAI online. The organizations desirous of conducting offline verification of an Aadhaar number holder without doing any registration with UIDAI are known as Offline Verification Seeking Entities(OVSE).

4. Offline verification of Aadhaar involves validation of UIDAI's digital signature present either within the secure QR code (displayed on Aadhaar letter, e-Aadhaar, Aadhaar PVC card, m-Aadhaar) containing the resident's Aadhaar data or the paperless offline e-KYC XML file. A resident may voluntarily use the Aadhaar number to establish his/her identity by way of offline verification by an OVSE.

5. While usage of Aadhaar, especially offline usage, has enormously expanded, it has been observed that many a time, the OVSEs (and also REs, in some cases) resort to collection of physical copies of Aadhaar letter or e-Aadhaar and also, without conducting verification (authentication, in case of an RE) of Aadhaar document presented. Some agencies have also been found to have very little awareness about their obligations as enshrined in the Aadhaar Act, 2016 and amendments & regulations thereof. While it is important that offline usage of Aadhaar is promoted in still greater number of areas & use-cases in the country, employing the prescribed ways & means of using Aadhaar is essential to ensure that basic essence & purpose of it is not lost. In the same vein, compliance to the laws/rules/regulations governing usage of Aadhaar cannot be compromised in any way.

6. In this context, a public circular listing out some of the important Dos and Don'ts for Offline Verification Seeking Entities (OVSE) was recently published by UIDAI. A copy of the same is enclosed herewith for your kind reference.

7. It is requested that this circular is widely circulated in all the Departments/ Organizations/ Institutions/ Corporations/ Other Bodies of your State/UT.

With regards,

Yours Sincerely,

(Dr. Saurabh Garg)

To,
Chief Secretaries of all States/ UTs



No-15035/4/2021/AU-HQ
Unique Identification Authority of India
(Aadhaar Usage Division)

UIDAI HQs,
Bangla Sahib Road, Behind Kali Mandir,
Gole Market, New Delhi. 110001

Dated: 31 October, 2022

CIRCULAR

Subject: Usage of Aadhaar- Do's & Don'ts for Offline Verification Seeking Entities (OVSEs).

Offline verification is the use of Aadhaar for carrying out identity verification and KYC processes locally, without connecting to the Central Identities Data Repository (CIDR) of UIDAI. The organizations conducting offline verification of an Aadhaar number holder for a lawful purpose are termed as Offline Verification Seeking Entities (OVSE). [Ref. Section '2- Definitions', Aadhaar (Authentication and Offline Verification) Regulations]


2. There are two modes of offline verification, viz the Secure QR Code (displayed on Aadhaar letter, e-Aadhaar, Aadhaar PVC card and m-Aadhaar) and the Aadhaar Paperless Offline e-KYC XML (downloaded from the UIDAI website and m-Aadhaar). Both the Secure QR Code and the Aadhaar Paperless Offline e-KYC XML contain the resident's data that is digitally signed by UIDAI. This is an essential security component that establishes the authenticity of the document, as presented by the resident seeking service from an OVSE. Scanning of secure QR code (which includes validation of UIDAI's digital signature) is possible using Aadhaar Secure QR code scanner application. This scanner application is freely available for both Android and iOS based mobile phones as well as Windows based applications. The scanner is also available as part of UIDAI's m-Aadhaar mobile application, for both Android and iOS phones.
3. Residents may voluntarily use the Aadhaar number for a lawful purpose, to establish their identity by way of offline verification by an OVSE. For the purpose of offline verification by an OVSE, the Aadhaar number holder may use his/her Aadhaar either in (i) the physical form like Aadhaar letter (or copy thereof) or printed e-Aadhaar or Aadhaar PVC Card; or in (ii) the electronic form like e-Aadhaar/ Aadhaar Paperless Offline e-KYC (XML)/ mAadhaar.
4. **Following are the Dos and Don'ts to be followed by the OVSEs:**
 - (A) **Dos:-**
 - i. Be courteous to residents. Assure the resident about the security & confidentiality of their Aadhaar being used for offline verification.
 - ii. Be sure to carry out offline verification of Aadhaar (as per para 2 above) prior to accepting it as proof of identity. This applies to all modes of offline usage of Aadhaar, ie. secure QR Code on Aadhaar Letter (or copy thereof) / e-Aadhaar/ m-Aadhaar or in the Aadhaar Paperless Offline e-KYC (XML), as the case may be.

- iii. Carry out offline verification of Aadhaar only for the lawful purpose specified to the Aadhaar number holder along with his/ her explicit consent for verification taken either in physical or electronic form. Maintain logs/ records of the consent for any future audit by UIDAI or any agency thereof.
- iv. Provide the resident, desirous of availing any service from OVSE, other viable alternative means of identification, in addition to Aadhaar, as required for rendering the service.
- v. Ensure that Aadhaar data collected is not shared with any entity except in accordance with the Aadhaar Act and/or regulations thereof.
- vi. Ensure that no service is denied to any resident for refusing to or being unable to undergo offline verification of Aadhaar provided that the resident is able to identify himself/ herself through other viable alternative means, as suggested by the OVSE.
- vii. Ensure full cooperation to the Authority, or any agency appointed or authorized by it or any other authorized investigation agency, in case of any fraud investigation involving Aadhaar.
- viii. Do inform the Authority and the Aadhaar number holder, without undue delay and in no case beyond 72 hours after having knowledge of misuse of any information or systems related to the Aadhaar framework or any compromise of Aadhaar related information.
- ix. Ensure strict compliance to the Aadhaar Act and Regulations and to any other directions received from UIDAI from time to time, with respect to obligations of OVSEs.

(B) Don'ts:-

- i. Do not accept Aadhaar number, in physical or electronic form, as a proof of identity for a lawful purpose, without first verifying the digital signature of the Authority as provided in the Aadhaar Secure QR Code on Aadhaar Letter or e-Aadhaar or m-Aadhaar or Aadhaar Paperless Offline e-KYC (XML), as the case may be.
- ii. Do not perform verification of Aadhaar without explicit consent of the Aadhaar number holder in the form & manner as prescribed.
- iii. Do not perform offline verification on behalf of any other entity or person.
- iv. Do not collect, use or store Aadhaar number or biometric information of the resident after having conducted offline verification of Aadhaar. Post verification, if the OVSE finds it necessary for any reason, to store a copy of Aadhaar letter/ e-Aadhaar, the OVSE must ensure that Aadhaar number is redacted/ masked and irretrievable through any means by any entity, including by OVSE itself.


(Kuldeep Singh)
Asstt. Director (AU)
Tel: 2347 8511


19/06/22